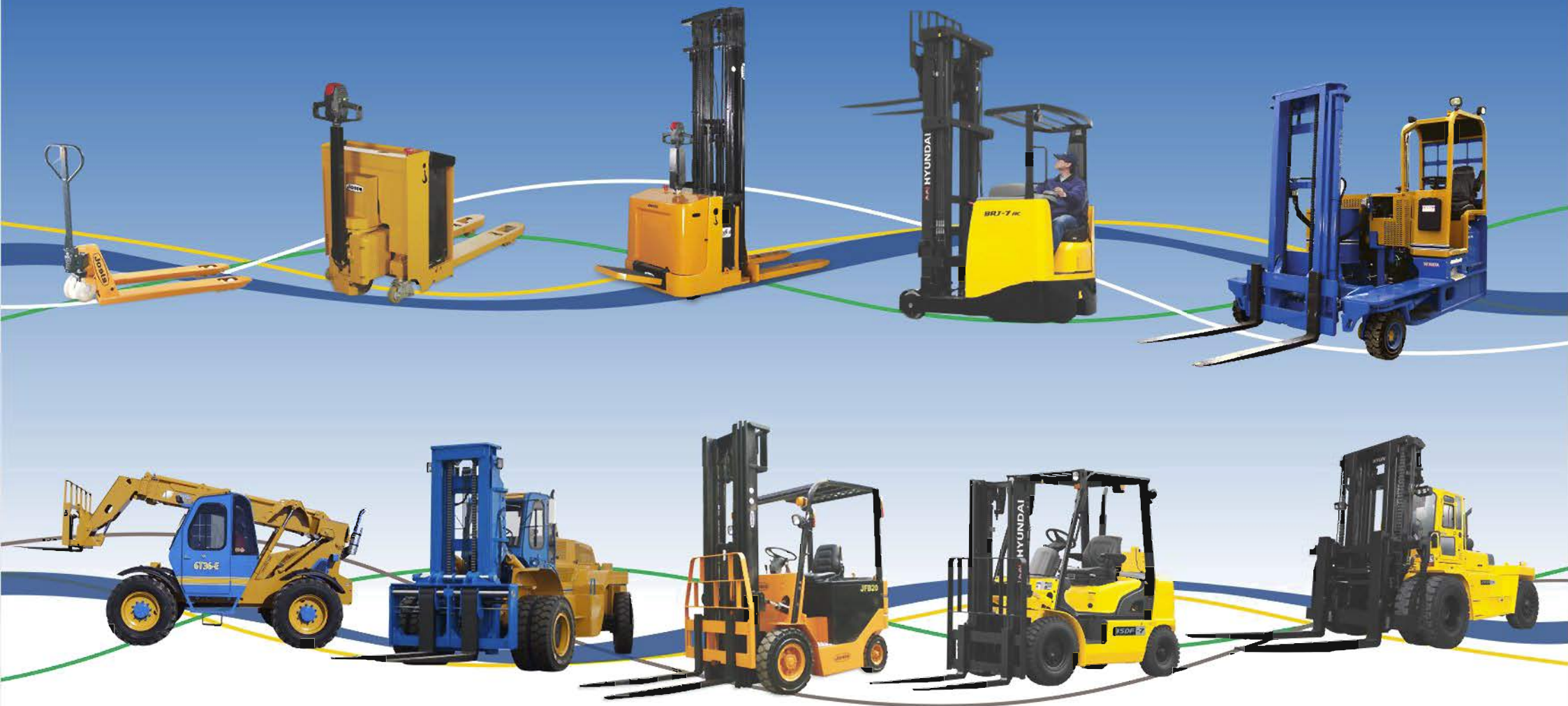


Pioneers In Material Handling Solutions



Since 1907



LOGISTICS

CONSUMER ITEMS

POWER

CHEMICAL PHARMACEUTICALS

WAREHOUSING

FOOD PROCESSING

ENGINEERING

PAINT

DEFENSE AND RAILWAYS

AUTO & ANCILLARIES

One Stop Solutions To Pick, Carry, Position, Store And Retrieve



Platform Trucks

Max. Capacity : 1000 kg



JOWALK (AC / DC)
(Electric Pedestrian Platform Truck)

Max. Capacity : 3000 kg



JUMBOELECTRIC (AC / DC)
(Electric 3-Wheel Platform Truck)

Max. Capacity : 2000 kg



JOTRUK (AC / DC)
(Electric 4-Wheel Platform Truck)

Max. Capacity : 3000 kg



JUMBODIESEL
(Diesel 3-Wheel Platform Truck)

Tow Trucks

Max. Capacity : 5000 kg



JUMBOELECTRIC (AC / DC)
(Tow Truck)

Max. Capacity : 5000 kg



JUMBO^{NEO} (AC / DC)
(Tow Truck)

Max. Capacity : 10000 kg



TUSKER (AC / DC)
(Tow Truck)

Max. Capacity : 10000 kg



BAGGAGE TROLLEY

One Stop Solutions To Pick, Carry, Position, Store And Retrieve



Hand Pallet Trucks

Max. Capacity : 2500 kg



JP 2500
(Hand Pallet Truck)

Max. Capacity : 2200 kg



AM 2200
(Hand Pallet Truck)

Max. Capacity : 2000 kg



JPSS 2000
(Stainless-Steel Hand Pallet Truck)

Max. Capacity : 1000 kg
Max. Lift : 800 mm



JPX 10
(Scissor Hand Pallet Truck)

Electric Pallet Trucks

Max. Capacity : 4000 kg



EJE (AC / DC)
(Electric Pedestrian Pallet Truck)

Max. Capacity : 4000 kg



ERE (AC / DC)
(Electric Stand-On Pallet Truck)

Max. Capacity : 2000 kg



EJD / ERD (AC / DC)
(Electric Pedestrian / Stand-On Double Pallet Truck)

Max. Capacity : 2000 kg



JOPICKER (AC / DC)
(Order Picker / Platform Truck)

One Stop Solutions To Pick, Carry, Position, Store And Retrieve



Stackers

Max. Capacity : 1000 kg
Max. Lift : 3000 mm



MHS
(Manual Hand Stacker)

Max. Capacity : 1000 kg
Max. Lift : 3000 mm



HS
(Semi-Automatic Hand Stacker)

Max. Capacity : 1700 kg
Max. Lift : 6300 mm



EJC (AC / DC)
(Electric Pedestrian Stacker)

Max. Capacity : 1700 kg
Max. Lift : 6000 mm



ERC (AC / DC)
(Electric Stand-On Stacker)

Stackers

Max. Capacity : 1700 kg
Max. Lift : 6300 mm



ERC 'V' (AC / DC)
(Electric Stand-On Stacker)

Max. Capacity : 1700 kg
Max. Lift : 6300 mm



EJB (AC / DC)
(Electric Pedestrian Staddle Stacker)

Max. Capacity : 1700 kg
Max. Lift : 6300 mm



ERB (AC / DC)
(Electric Stand-On Staddle Stacker)

Max. Capacity : 1600 kg
Max. Lift : 7700 mm

Reach Truck



REACH TRUCK
(Electric Reach Truck)

One Stop Solutions To Pick, Carry, Position, Store And Retrieve

Forklifts

Capacity : 1500/2000/2500/3000 kg
Max. Lift : 6500 mm



JFB (AC)
(Electric Forklift)

Max. Capacity : 3000 kg
Max. Lift : 6000 mm



JFD
(Diesel Forklift)

Coming Soon...

PSTS

Max. Sample Diameter : 58 mm
Max. Sample Weight : 500 gm / Max. Line Length : 2 km



PSTS
(Pneumatic Sample Transfer System)

Scissor Lifts

Max. Capacity : 1000 kg
Max. Lift : 1500 mm



ZERO LIFT

Max. Capacity : 2000 kg
Max. Lift : 14000 mm



MOBILE SCISSOR LIFT

Max. Platform Size : 10000 mm
Max. Capacity : 10000 kg



TANDEM SCISSOR LIFT

Dock Leveler

Max. Capacity : 15000 kg



DOCK LEVELER
(Electric Hydraulic Dock Leveler)

One Stop Solutions To Pick, Carry, Position, Store And Retrieve
(Custom Built Trucks)



Special Application



3-WHEELER DUMPER



4-WHEELER DUMPER



4-WHEELER WITH SIDE FLAP



BATCHING TOW TRUCK
(For Textile Trolley)

Special Application



**VEHICLE MOUNTED
SCISSOR LIFT**



**PEDESTRIAN VEHICLE
MOUNTED SCISSOR LIFT**



**COOLANT
COLLECTION TRUCK**



DRIVE-IN FORKLIFT

One Stop Solutions To Pick, Carry, Position, Store And Retrieve
(Custom Built Trucks)



Special Application



CUSTOMISED PALLET TRUCK



CARGO MOVER



DIE LOADER STACKER



JUMBO WITH RAMP

Special Application



MOBILE DOCK RAMP



REEL HANDLING PALLET TRUCK



STAND-ON TOW TRUCK



BATCHING PALLET TRUCK
(For Textile Trolley)

One Stop Solutions To Pick, Carry, Position, Store And Retrieve



Racking Systems



LIGHT DUTY JORACK



MEDIUM DUTY JORACK



HEAVY DUTY JORACK



MEZZANINE JORACK


Racking Systems



MULTI-TIER JORACK



DRIVE-IN JORACK



CANTILEVER JORACK



VNA JORACK

Towing / Platform Trucks

Capacity : 4000 Kg / 1500 kg



Model : 40 TA-7 / 15 PA - 7
(Electric Towing / Platform Truck)

Order Pickers

Capacity : 1000 / 1360 Kg
Max. Lift : 9321 mm



Model : 10 / 13 BOP - 7
(Electric Order Picker)

Reach Trucks

Capacity : 1000 / 1250 / 1350 / 1500 / 1800 Kg
Max. Lift : 7035 mm



Model : 10 / 13 / 14 / 15 / 18 BR - 7
(Stand-On Reach Truck)

Reach Trucks

Capacity : 2000 / 2500 Kg
Max. Lift : 7505 mm



Model : 20 / 25 BR - 7
(Stand-On Reach Truck)

Capacity : 1400 / 1600 Kg
Max. Lift : 10,501 mm



Model : 14 / 16 BRJ - 7
(Seat-On Reach Truck)

Capacity : 2000 / 2500 Kg
Max. Lift : 12,007 mm



Model : 20 / 25 BRJ - 7
(Seat-On Reach Truck)

Reach Trucks

Capacity : 1361 / 2041 Kg
Max. Lift : 10,161 mm



Model : 15 / 23 BRP - 7
(Stand-On / Reach, Reach Truck)

Capacity : 1588 / 1814 Kg
Max. Lift : 8155 mm



Model : 18 / 20 BRP - 7
(Stand-On / Reach, Reach Truck)

Capacity : 1500 / 1800 / 2000 Kg
Max. Lift : 7000 mm



Model : 15BT / 18BT / 20BT - 7
(Electric 3-Wheel Forklift)

Electric Forklifts

Capacity : 1600 / 1750 / 2000 Kg
Max. Lift : 7000 mm



Model : 16B / 18B / 20B - 7
(Electric 4-Wheel Forklift)

Capacity : 2200 / 2500 / 3000 / 3200 Kg
Max. Lift : 7900 mm



Model : 22B / 25B / 30B / 32B - 7
(Electric 4-Wheel Forklift)

Capacity : 3500 / 4000 / 4500 / 4990 Kg
Max. Lift : 6000 mm



Model : 35B / 40B / 45B / 50B - 7
(Electric 4-Wheel Forklift)

Electric Forklifts

Capacity : 1500 / 1800 / 2000 kg
Max. Lift : 7000 mm



15D / 18D / 20DA - 7E
(Engine Make : KUBOTA)

Capacity : 2000 / 2500 / 3000 / 3300 Kg
Max. Lift : 7000 mm



20DF / 25DF / 30DF / 33DF - 7
(Engine Make : HYUNDAI)

Capacity : 2000 / 2500 / 3000 / 3300 / 3500 Kg
Max. Lift : 7000 mm



20D / 25D / 30D / 33D / 35DF - 7
(Engine Make : KUBOTA)

Capacity : 3500 / 4000 / 4500 / 5000 Kg
Max. Lift : 6000 mm



35D / 40D / 45D - 7E & 50D - 7AE
(Engine Make : HYUNDAI)

Capacity : 3500 / 4000 / 4500 Kg
Max. Lift : 6000 mm



35DS / 40DS / 45DS - 7
(Engine Make : MISTUBISHI)

Capacity : 5000 / 6000 / 7000 Kg
Max. Lift : 6000 mm



50DF / 60DF / 70DF - 7
(Engine Make : HYUNDAI)

Diesel Forklifts

Capacity : 8000 Kg
Max. Lift : 7000 mm



80D - 7E

(Engine Make : HYUNDAI)

Capacity : 11000 / 13000 / 14000 / 16000 Kg
Max. Lift : 7000 mm



110D / 130D / 140D / 160D - 7E

(Engine Make : CUMMINS)

Capacity : 18000 Kg
Max. Lift : 7000 mm



180D - 7E

(Engine Make : CUMMINS)

Also includes Side Shift & Fork Positioner)

Diesel Forklifts

Capacity : 25000 Kg
Max. Lift : 7000 mm



250D - 7E

(Engine Make : CUMMINS)

Also Includes Side Shift & Fork Positioner)

LPG Forklifts

Capacity : 2500 / 3000 / 3300 Kg
Max. Lift : 7900 mm



25L / 30L / 33L - 7M

(Engine Make : General Motors)

Capacity : 3500 / 4000 / 4500 / 5000 Kg
Max. Lift : 6000 mm



35L / 40L / 45L / 50L - 7A

(Engine Make : General Motors)

Various Attachments



SIDE SHIFT



HINGED FORK



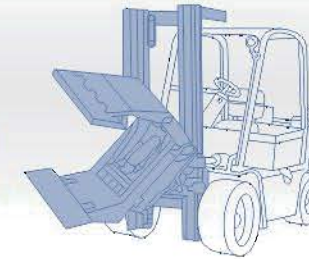
HINGED BUCKET



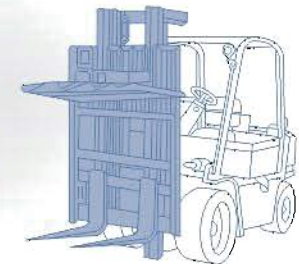
ROTATING FORK



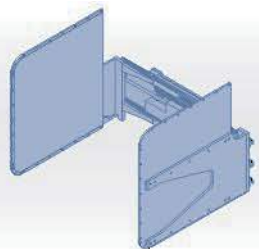
PUSH PULL



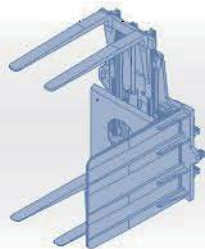
ROTATING ROLL CLAMP



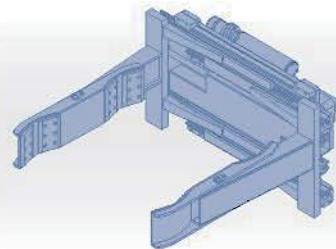
LOAD STABILIZER



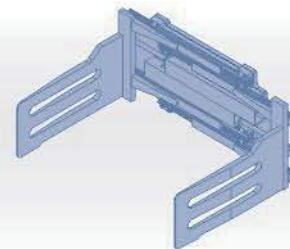
CARTON CLAMP



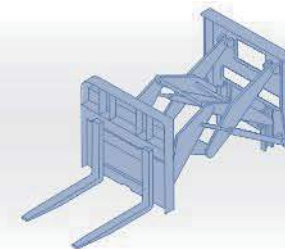
PALLET INVERT



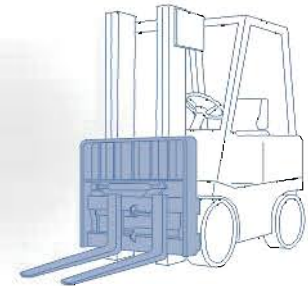
DRUM CLAMP



BALE CLAMP



LOAD EXTENDER



FORK POSITIONER

Machine For Any Job. ANY TIME. ANY WHERE



4 Directional Multi Loaders / Side Loaders

Capacity @ 610 mm load centre : 3,000 to 10,000 Kg.
Lift : 3.6 to 7.3 mts.



4DML Series

Drive : Multi-directional
Tilt (Forward / Backward) : 5°/5°
Engine : Diesel / LPG / Gas
Travel Speed : 16 Km/h
Gradeability : 15% - 20% (depending on models)

ARM & ARM XL Series :- Capacity @ 610 mm load centre : 2750 - 14000 Kg
Lift : 9.7 - 16.7 mts



ARM / ARM XL Series:

Steering : 2-wheel / 4-wheel / Crab steer.***
Forward Reach: 5715 - 12929 mm.****
Vertical Reach: 304 - 1930 mm.*****
Boom Angle: 66° / 73°.*****
Travel Speed (unladen): 27 - 35 Km/h.*****

Rough Terrain Forklifts

Capacity @ 610 mm load centre : 2750 Kg.
Lift (standard) : 3.04 mts.



ALPHA Series

Drive : 4-wheel
Steering : 2-wheel / 4-wheel / Crab steer
Mast Tilt (Forward / Rear) : 25°/ 15°
Travel Speed (unladen) : 21 Km/h
Gradeability : 40%

Capacity @ 610 mm load centre : 2750 - 6350 Kg.
Lift (standard) : 4.2 - 9.1 mts.



2X Series

Drive: 2 / 4-wheel
Steering : 2-wheel steer
Mast Tilt (Forward / Rear) : 30°/ 15°
Travel Speed (unladen) : 27 Km/h
Gradeability : 40%

Telescopic Handlers

Rough Terrain Forklifts

Machine For Any Job. ANY TIME. ANY WHERE



Capacity @ 610 mm load centre : 2750 – 3650 Kg.
Lift (standard) : 4.7 – 10.0 mts.



44236 Series

Drive: 4-wheel
Steering : 2-wheel / 4-wheel / Crab steer
Mast Tilt (Forward / Rear) : 27° / 13° - 27° / 15°
Travel Speed (unladen) : 27 Km/h
Gradeability : 40%

Capacity @ 610 mm load centre : 3650 – 9100 Kg.
Lift (standard) : 4.6 – 6.1 mts.



MEGA Series

Drive : 4-wheel
Steering : 2-wheel / 4-wheel / Crab steer
Mast Tilt (Forward / Rear) : 25° / 15°
Travel Speed (unladen) : 27 Km/h
Gradeability : 40%

Capacity @ 600 / 1200 mm load centre : 11350 – 31750 Kg.
Lift (standard) : 3.6 mts.



HERC Series

Drive : 4-wheel
Steering : 2-wheel steer
Mast Tilt (Forward / Rear) : 15° / 13°
Travel Speed (unladen) : 24 Km/h
Gradeability : 40%

Capacity (2-wheel steer) : 3650 - 22700 Kg.
Capacity (4-wheel steer) : 3650 - 9100 Kg.



UG Series

Drive : 4-wheel
Steering : 2-wheel / 4 wheel steer
Purpose - Built Machines

Rough Terrain Forklifts

Rough Terrain Forklifts



Jost's Engineering Company Limited
An ISO 9001 : 2008 Certified Company

Factory



Thane

C-7, Wagle Industrial Estate, Road No. 12, Thane - 400 604.
Phone: +91-22-2582 1727, 6117 4000 Fax: +91-22-6117 4020 E-mail: infomhe@josts.in



Pune

Gat No. 226, Alandi Markarl Road, Dhanore, Taluka Khed, Pune - 412 105.
Phone: +91 - 2135 - 579161 / 70 Email: infomhe@josts.in

Sales & Service Office



Thane / Mumbai

C-7, Wagle Industrial Estate, Road No. 12, Thane - 400 604.
Phone: +91-22-2582 1727, 6117 4000 Fax: +91-22-6117 4020 | E-mail: infomhe@josts.in



Pune

Plot No. - 3, Survey No. 126, Paud Road, Pune - 411 038.
Phone No.: +91-20-2543 4350 / 2543 4390 Fax No.: +91-20-2543 4393 | E-mail: infomhe@josts.in, salespune@josts.in



Vadodara

103, Maruti Apartments, 31, Haribhakti Society, Race Course Circle, Vadodara - 390 007.
Phone No.: +91-265-2351 642 E-mail: infomhe@josts.in, salesbaroda@josts.in



Bangaluru

Krishna Vilas, 1/3 Palace Road, Post Box 5439, Bangaluru - 560 001.
Phone No.: +91-80-2226 3707 / 8 Fax No.: +91-80-2225 9871 | E-mail: infomhe@josts.in, salesblr@josts.in



Chennai

C-39, II Avenue, Annanagar, Post Box 3477, Chennai - 600 040.
Phone No.: +91-44-2626 8536 / 2628 8407 Fax No.: +91-44-2621 1708 | E-mail: infomhe@josts.in, saleschennai@josts.in



Secunderabad

Plot. No. 9-1-119/A/1/1, 1st Floor, Old Lancers Lane, Beside Amsri Shamira Building, Near St. Marys Centenary Degree College, Secunderabad - 500 025.
Phone No.: +91-40-2771 4934 / 44 / 54 Fax No.: +91-40-2771 2655 | E-mail: infomhe@josts.in, saleshyd@josts.in



Kolkata

19, British Indian Street, Post Box 64, Kolkata - 700 069.
Phone No.: +91-33-2242 9510 / 2248 2257 / 4008 1240 Fax No.: +91-33-2248 0861 | E-mail: infomhe@josts.in, mhcal@josts.in



New Delhi

304, 3rd Floor, Building No. 5, Pusa Road, New Delhi-110 005.
Phone No.: +91-11-4567 6014 / 4567 6000 Fax No.: +91-11-2875 0819 | E-mail: infomhe@josts.in, salesdelhi@josts.in

Registered Office

Great Social Building, 60, Sir Phirozeshah Mehta Road, Post Box 243, Mumbai - 400 001.
Phone No.: + 91-22-6120 2300 Fax No.: +91-22-6120 2345 E-mail : jostsho@josts.in